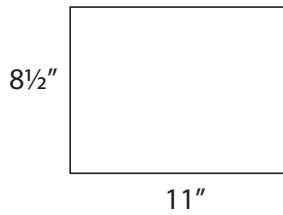


*For the paper:*


One 8½" x 11" sheet of paper



Fold paper in half widthwise.

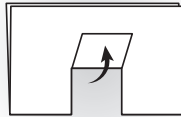


Draw two parallel lines that are the same length (2" to 3") towards the folded edge of the paper.



Cut along both lines starting at the folded edge.

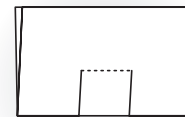
Fold the cut flap towards you, and make a straight crease at the fold.



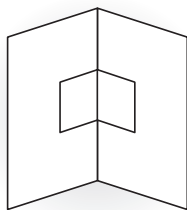
Then fold the flap back, away from you, and press the fold again.



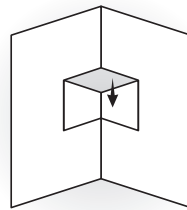
Unfold the flap, putting it in its original position.



Open the paper like a tent,



and push the flap through to the other side.



Close the paper in half and press the folds.



Open; the box pops up!

